

Hello Rising Kindergarteners and Families,

Happy Summer!! How exciting and what an accomplishment your little one has completed their preschool years. Although there may be some tears, I am looking forward to our new adventure together in Kindergarten! Not only will we build new friendships, Mrs. Lombardo and I have so many fun things planned throughout the year! I look forward to meeting you all in August.

I put together some fun activities that you can do over the summer with family and friends. Each day you complete an activity on the choice boards, please put an X on the box so you know it's complete. You can pick any box at random on the choice boards. They do not need to be completed in order. Can you do them all?! The most important thing to remember is to HAVE FUN doing the activities. Any writing that you may have done from the choice boards, I would love to see. You are more than welcome to bring it in with you on the first day of school.

Parents, in addition to the choice boards, there is a summer packet that you may print off and have your child complete at their leisure. Again, these are fun activities to keep them engaged and to help prepare your child for Kindergarten. Wishing you all a wonderful summer filled with love, laughter and happy memories!


Sending BIG hugs to all 😊

Warm regards,

Mrs. Smith



Let's Get Ready for Kindergarten! Summer Fun Activities



Alphabet game: name animals for every letter of the alphabet. Have a camp out & name different types of bugs!	Spell & recognize their name: Practice writing it, use magnets, shaving cream, paint, sand etc.	Identify & name basic shapes & colors: Blocks, trace, draw, matching games, play "I spy," color by number, find/collect objects matching the rainbow	Sort & Match: Use cards to match numbers or pictures, play the "Memory game," sort objects based on color, shape, size etc.
Following 3 Step Directions: Ask your child to wash up, put on pajamas & brush teeth on their own.	Scrub-a-dub-dub! Have your child practice washing their hands with soap & water while singing the ABC's, Happy Birthday or their favorite song!	Bathroom Breaks: Have your child use the toilet independently at home & praise them: stickers, extra few minutes of play, special treat, extra snuggle time, stay up few minutes later etc.	Book Worms: Read your favorite stories! Point out the author, illustrator, practice holding a book & flipping pages independently. Have your child go on a picture walk with you before reading the words. Their imaginations are amazing!
Beat the Clock: Practice zipping & buttoning jackets. Set a timer and have fun! Don't forget the "dip & flip" too!	Criss Cross Applesauce: Have your child sit C-C-A & read a story, watch a short video, play musical instruments etc.	Friendship Building: Have playdates with friends focusing on cooperative play, sharing & taking turns. Practice taking turns by sharing markers, cars, sand toys etc.	Think about it: Ask a question & have your child answer in a complete sentence. What is your favorite animal & why? If you had a magic wand, what would you do with it? If you had any wish come true, what would it be?
Little Chefs: Bake something together following a recipe	What Comes Next? Create patterns & have your child finish them. Use toys, shapes, blocks, paint, dry beans, pipe cleaners, dolls, trucks/cars etc.	Playdough! Create the letters of your name, animals, have a picnic & create different pretend foods	Get dressed on their own: Let them pick out their own outfit for day & get themselves dressed 😊



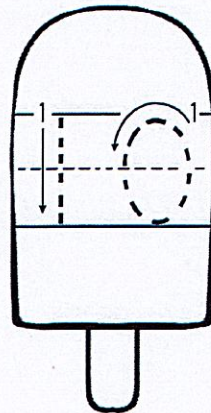
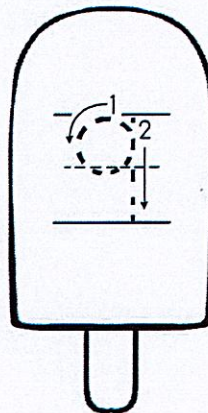
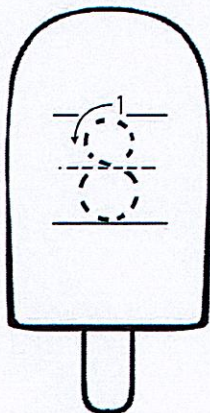
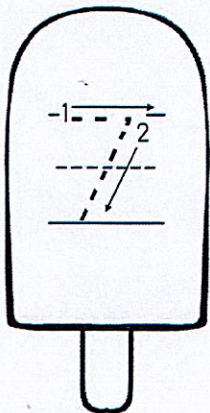
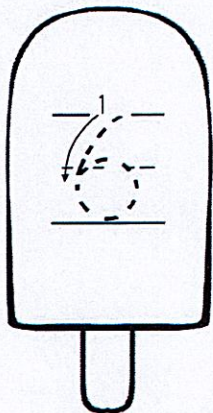
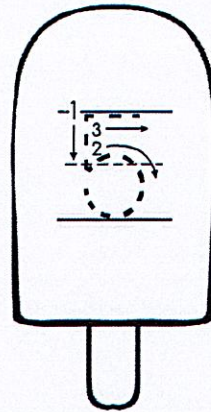
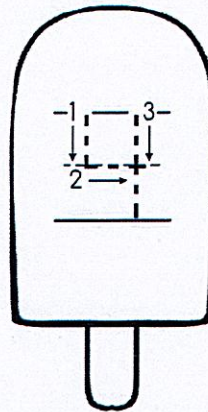
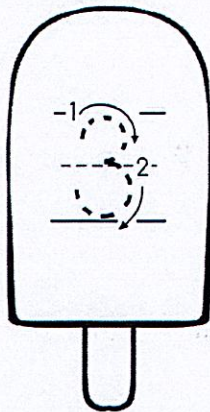
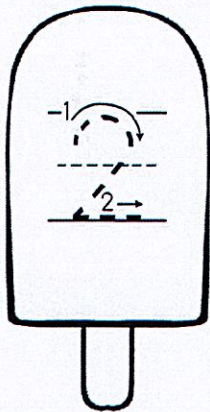
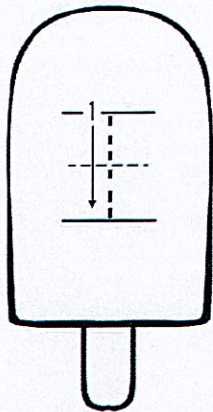
Let's Get Ready for Kindergarten! Summer Fun Activities Part 2

Kindergarten Chef: Create your own recipe, write it down & share with your family & friends	Be an Author! Write: What color crayon would you be and why?	Become an illustrator: Draw a picture of your favorite day trip or vacation	Lights Out! Read a book using a flashlight & then make shadow puppets!
Get your Binoculars! Go on a scavenger hunt & count how many items you found!	Become an Explorer! Go on a hike & create a journal about the things you observed in nature. Label your pictures with the beginning letter of the word. Don't forget to use your 5 senses!	Shake it Out: Have a dance party! Go swimming! Run in a sprinkler! Have a water balloon toss!	Chalk it! Write your numbers 1-10 in sidewalk chalk
Little Gardener: Plant something outside or in a pot! Talk about what plants need to grow.	Rhyme Time: Jump rope while singing your favorite rhyming song. Example: Down by the Bay	Match it! Write upper & lower case letters on paper (ex: A a) then cut up in pieces. Then hide all lower case letters & have your child find & match to upper case letters	Cut, Count & Create: Have your child use scissors and cut straws into pieces. Then make different groups of straws and count how many in each group. Additionally, use the cut straws to make letters.
Tear It Up! Have your child rip colored paper into pieces & then glue onto white paper to create a sunset	Shaving Cream Fun! Put shaving cream or salt in the bottom of a cookie sheet & have your child make letters/words with their fingers	Count & Sort: Sort your socks and then count how many pairs you have	Shape Search: Look around your house for objects in the shape of a circle, square, rectangle, triangle, diamond, heart and star

Name: _____

Number Tracing

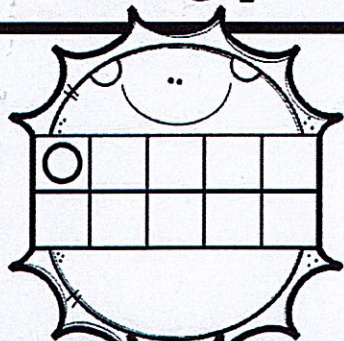

Directions: Trace the numbers 1 - 10.

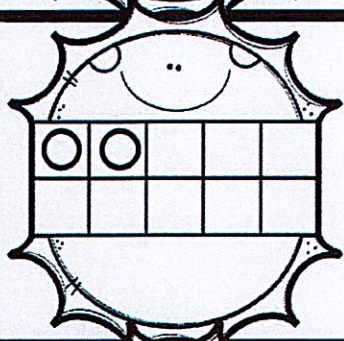


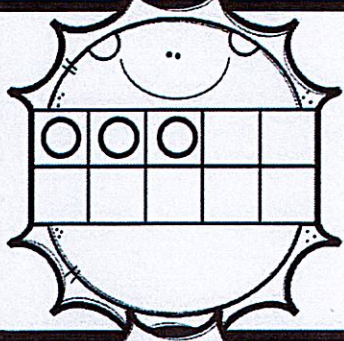
Directions: Write the numbers 1 - 10 in your best handwriting.

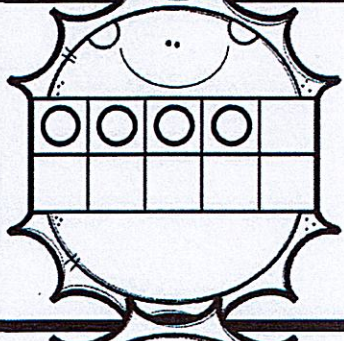
NAME _____

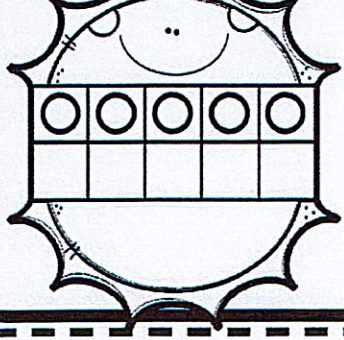
TRACING PRACTICE





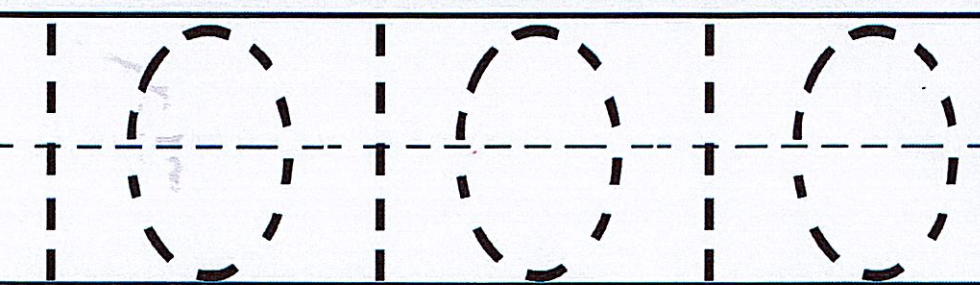
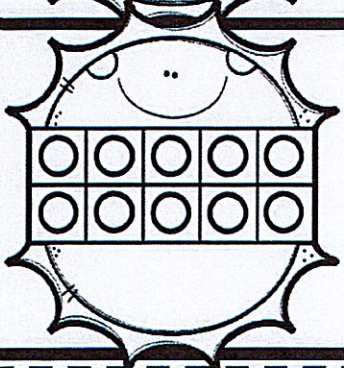
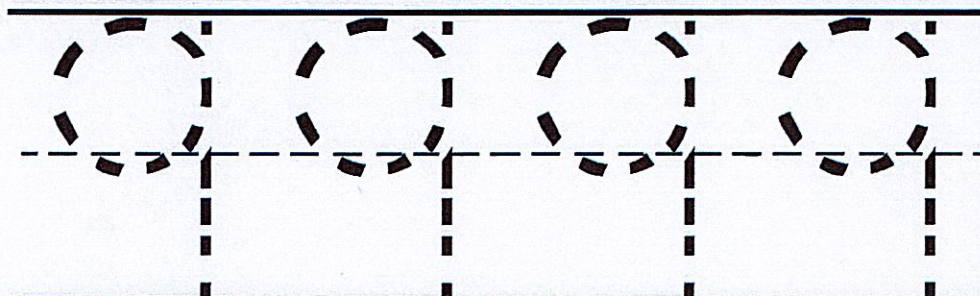
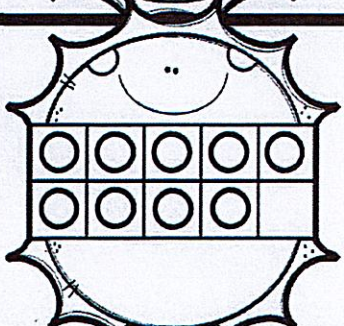

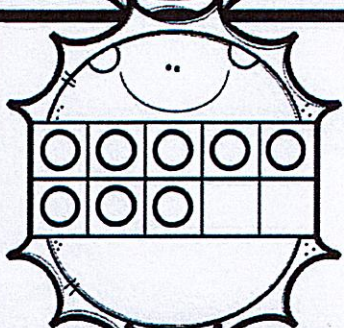

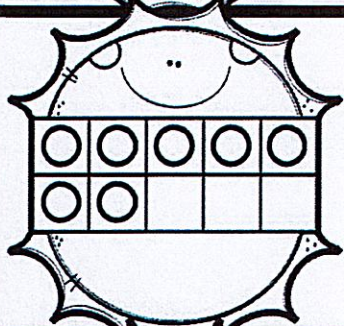

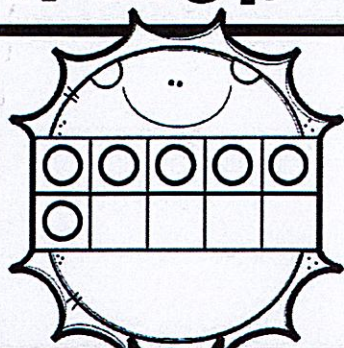







NAME _____

TRACING PRACTICE



Name: _____


Counting Seeds

Directions: Count the watermelon seeds. Draw a line from the number to the correct amount of seeds.


1




2



3



4




5









NAME _____

CREEPY CRAWLY Counting









Directions: Count the objects. Circle the total.



Name: _____

Let's Count

Directions: Color the bugs and count how many there are in each jar. Cut and paste the correct number to match.

1

2

3

4


5

6


Name: _____

Counting Shells


Directions: Count and color the shells. Cut and paste the number to match.




Paste
Here




Paste
Here




Paste
Here



Paste
Here



Paste
Here



Paste
Here

©Andrea Marchildon 2011

5

6

7

8

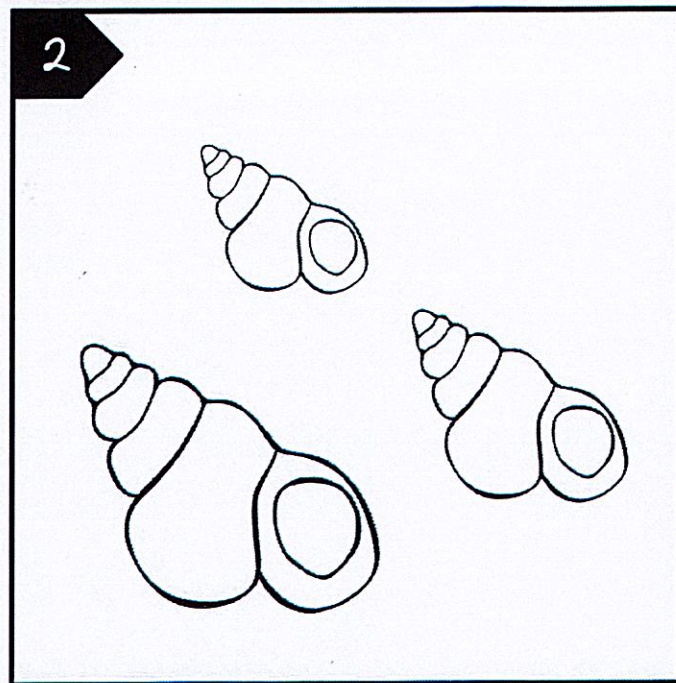
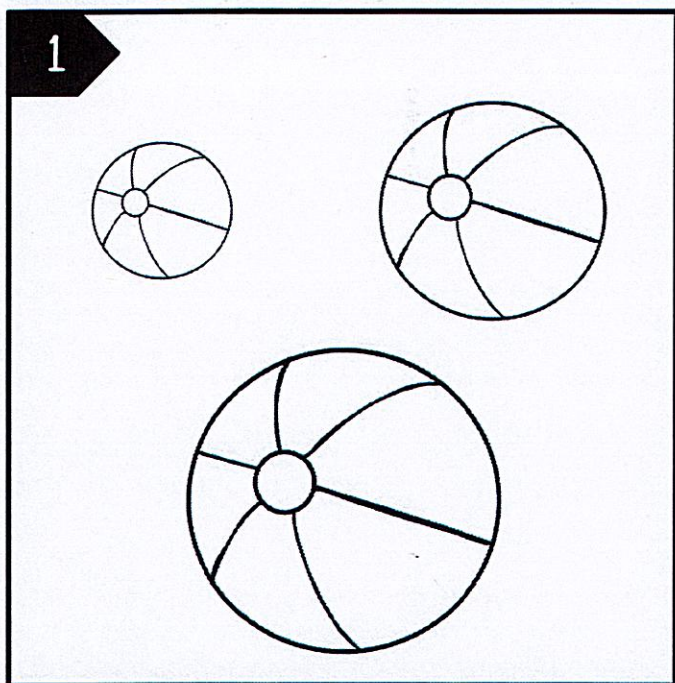
9

10



Name: _____

Smallest vs. Largest

Circle the object in each box that is the **smallest**.



Circle the object in each box that is the **largest**.





Name: _____

Greater Than

In each box, circle the group that has more.


1

Count the shells.





2

Count the bugs.



3

Count the seeds.



4

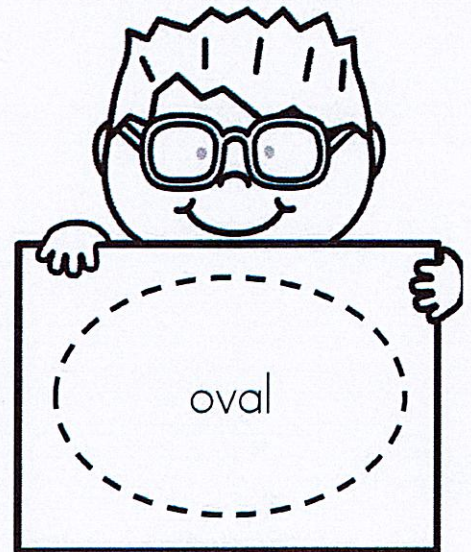

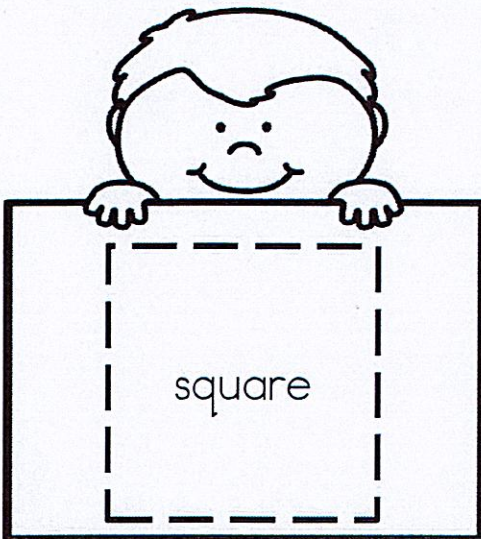
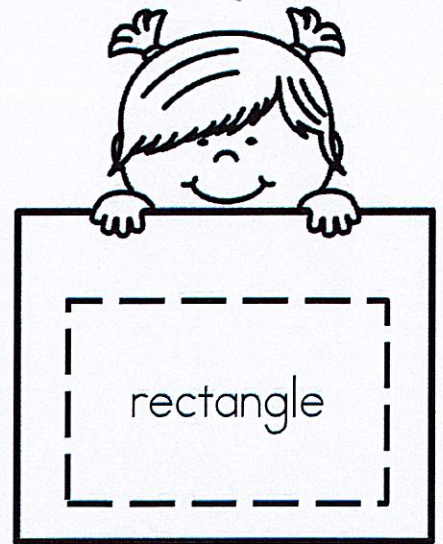
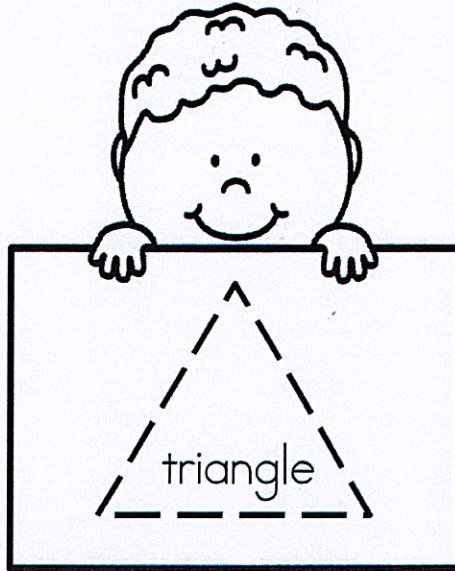

Count the scoops.




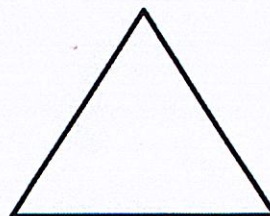

Name: _____

Tracing Shapes

Directions: Trace each shape.



Directions: Color the squares red.



Name:

Color by Number

Color Code

5 = orange	7 = red
6 = yellow	8 = blue



Name: _____

Color by Number

Color Code

1 = green	3 = brown
2 = pink	4 = blue

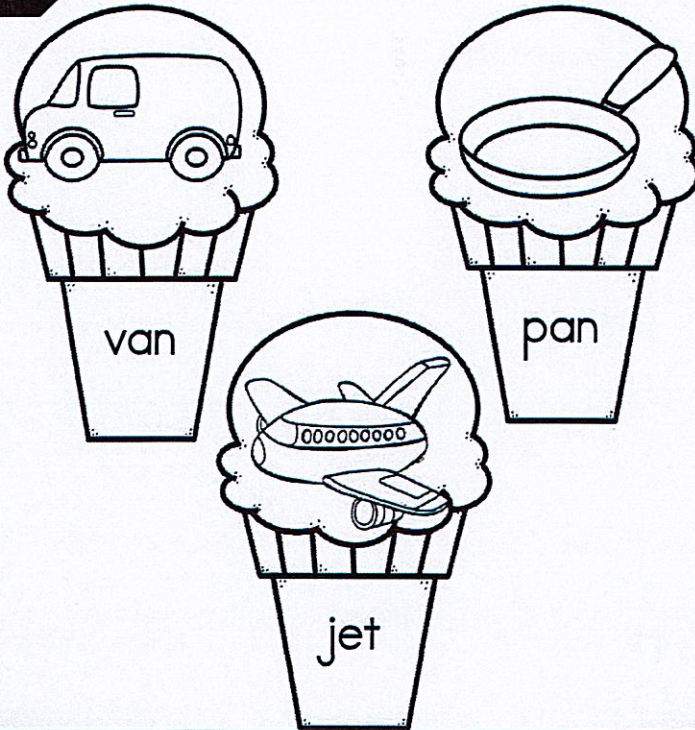


Name: _____


Rhyme Time

Directions: Look at the pictures and the words in each box. Find the 2 ice cream cones with rhyming words and color them in.


1




2



3









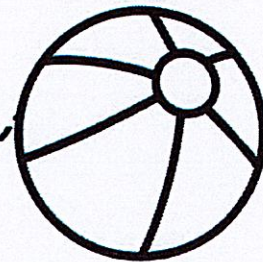
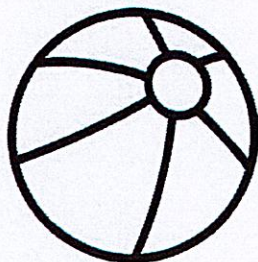
4



Name: _____

Let's Trace

Directions: Trace the dotted lines from one picture to the matching one.


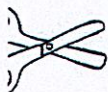


Name: _____

Let's Cut Across



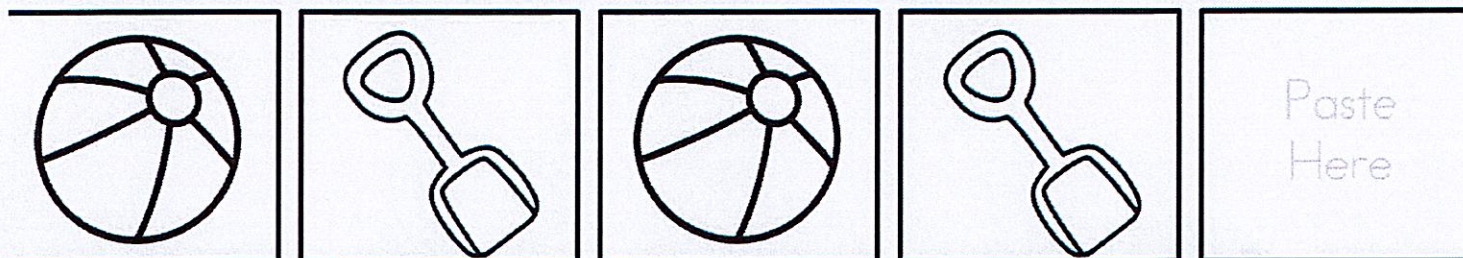


Directions: Start at the black dot and use your scissors to cut the lines across to each beach pail.




Name: _____

Summer Patterns

Directions: Cut and paste the pictures to complete each pattern.











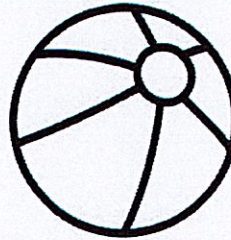
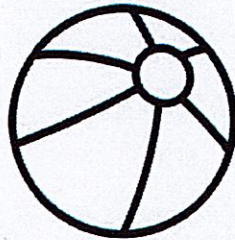
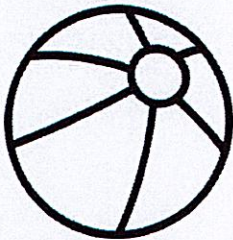
©Andrea Marchildon 2018



Name: _____

What's Different?


Directions: Look at all of the pictures in each row. Circle the picture that is different.



Name: _____

Handwriting Practice

Uppercase Letters A - Z



Directions: Trace the letters from A to Z.

A

B

C

D

E

F

G

H

I

J

K

L

M

N

O

P

Q

R

S

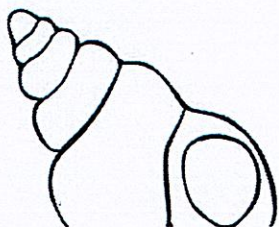
T

U

V

W

X



Y

Z

Name: _____

Handwriting Practice

Lowercase Letters a - z



Directions: Trace the letters from a to z.

a

b

c

d

e

f

g

h

i

j

k

l

m

n

o

p

q

r

s

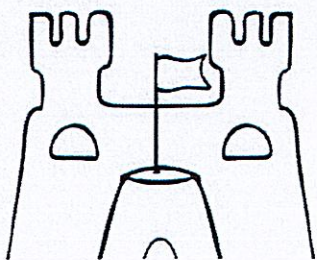
t

u

v

w

x







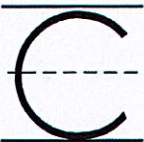



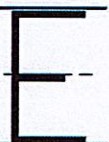









y

z

Name: _____

Uppercase & Lowercase

Directions: Look at each uppercase letter. Color in the ice cream scoops with the matching lowercase letter.

Name: _____

Uppercase & Lowercase

Directions: Look at each uppercase letter. Color in the ice cream scoops with the matching lowercase letter.

